



ಬೃಹತ್ ಬೆಂಗಳೂರು ಮಹಾನಗರ ಪಾಲಿಕೆ
Bruhat Bengaluru Mahanagara Palike



BBMP COVID-19 WAR ROOM 16.03.2022



OVERVIEW OF COVID-19 IN BENGALURU



CASE TRENDS ACTIVE CASES **1,738**

<u>Confirmed Cases</u>	<u>Recovered Cases</u>	<u>Death Cases</u>
97 17,80,595 #	280 17,61,911 #	2 16,946 #

HOSPITALIZATION **46**

<u>ICU – V</u>	<u>ICU</u>	<u>HDU</u>	<u>General</u>
6	12	6	22

INCLUDES GOVT. QUOTA AND PRIVATE WALK-IN HOSPITALIZATION

VACCINATION **12,869** 1,81,62,299 #

<u>First Dose</u>	<u>Second Dose</u>	<u>Precaution Dose</u>
912 92,88,463 #	10,684 85,68,163 #	1,273 3,05,673 #

TRIAGING

MTU
35

Tele Triage
88

ACTIVE CZs

3

MCZs (< 5 cases)
1

Clusters (> 5 cases)
2

TESTING **13,019** 2,94,86,005 #

<u>RAT</u>	<u>RTPCR</u>
1,617	11,402

Positivity : 0.84%
*FOR LAST 7 DAYS

: indicates cumulative numbers till date



ABSTRACT OF COVID-19 SCENARIO IN BENGALURU

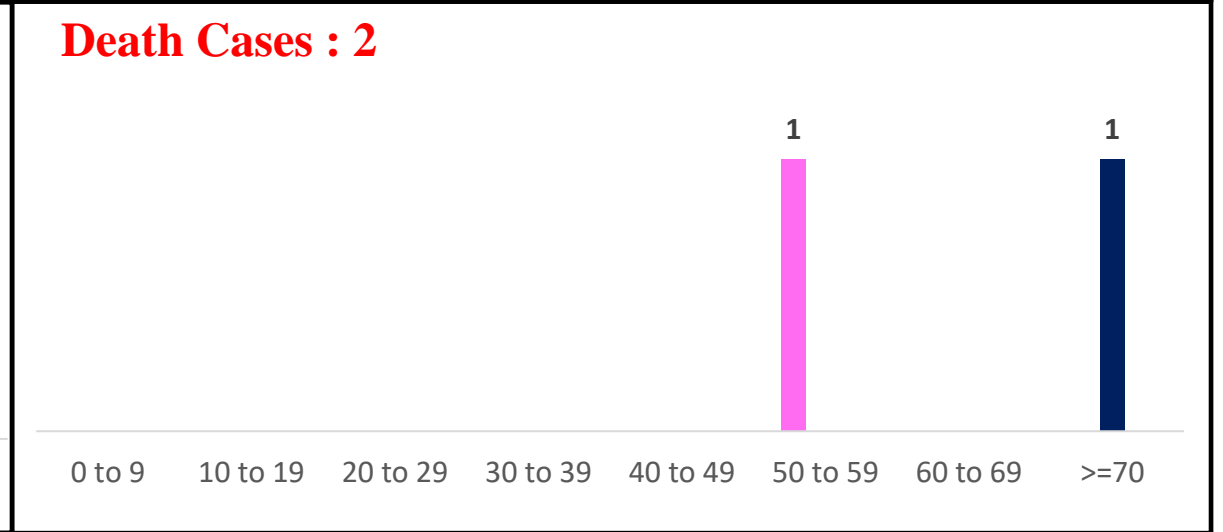
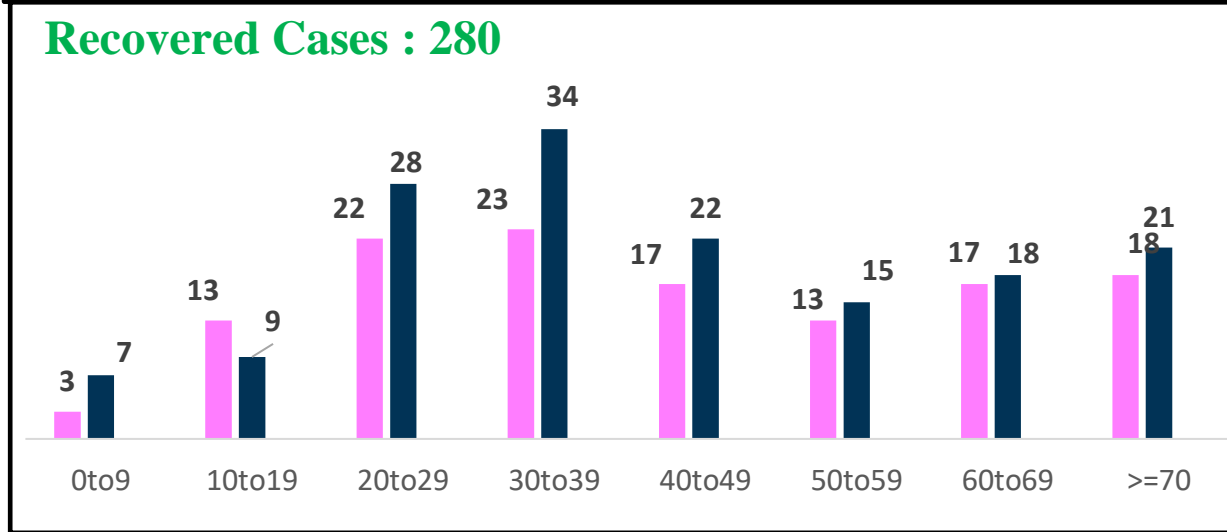
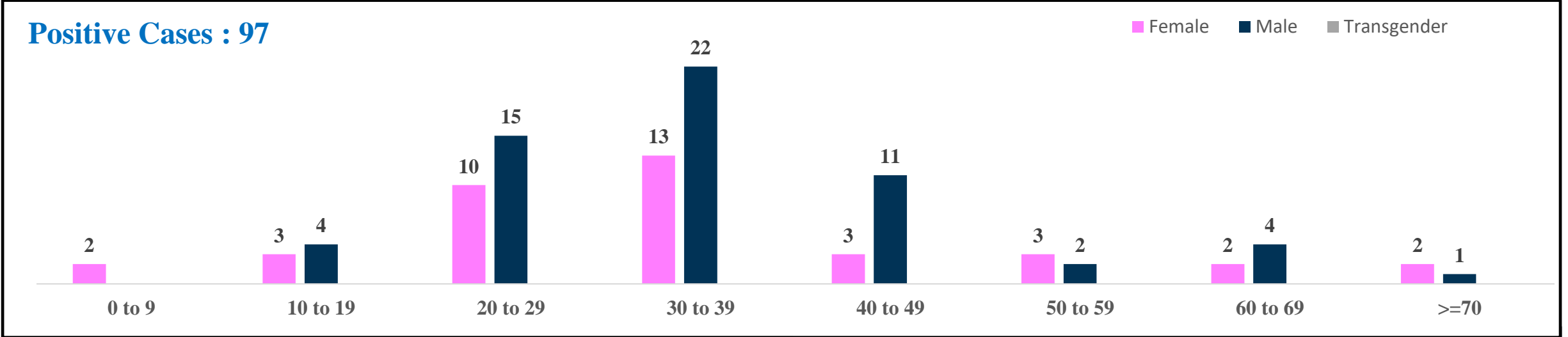


	MALE			FEMALE			TRANSGENDER			TOTAL		
	Last 24 Hours	Last 7 Days	Cumulative	Last 24 Hours	Last 7 Days	Cumulative	Last 24 Hours	Last 7 Days	Cumulative	Last 24 Hours	Last 7 Days	Cumulative
Positive Cases	59	431	10,53,118	38	307	7,27,286	0	0	191	97	738	17,80,595
Recovered Cases	154	626	10,40,822	126	649	7,20,906	0	0	183	280	1,275	17,61,911
Death Cases	1	6	10,735	1	2	6,207	0	0	4	2*	8	16,946
Total Tests Done	In Last 24 hrs. : 13,019			In last 7 days : 87,836			Cumulative : 2,94,86,005					
Vaccine Doses Administered	In Last 24 hrs. : 12,869			In last 7 days : 1,22,362			Cumulative : 1,81,62,299					
ACTIVE CASES									1,738			

*Covid deaths occurred today : 00 | Covid deaths occurred beyond last 24 hrs., reported today : 02

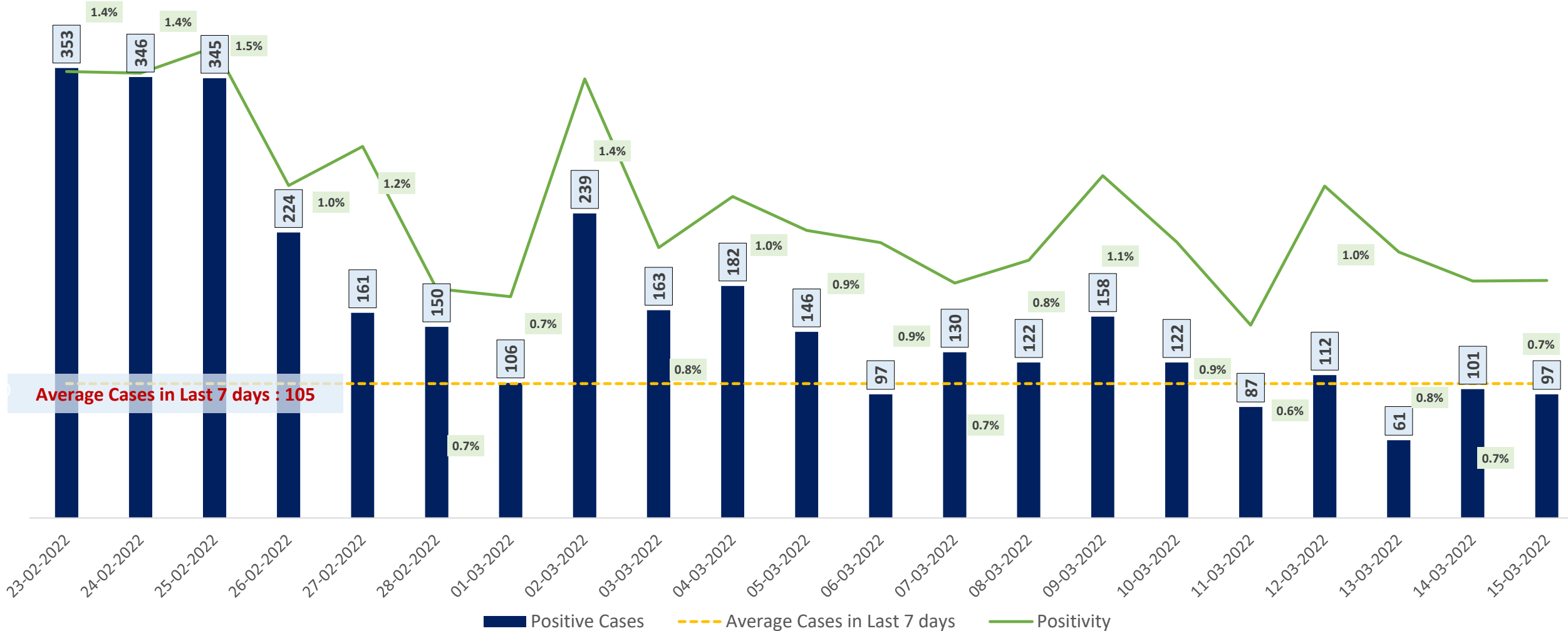


LAST 24 HOURS AGE GROUP AND GENDER WISE DISTRIBUTION



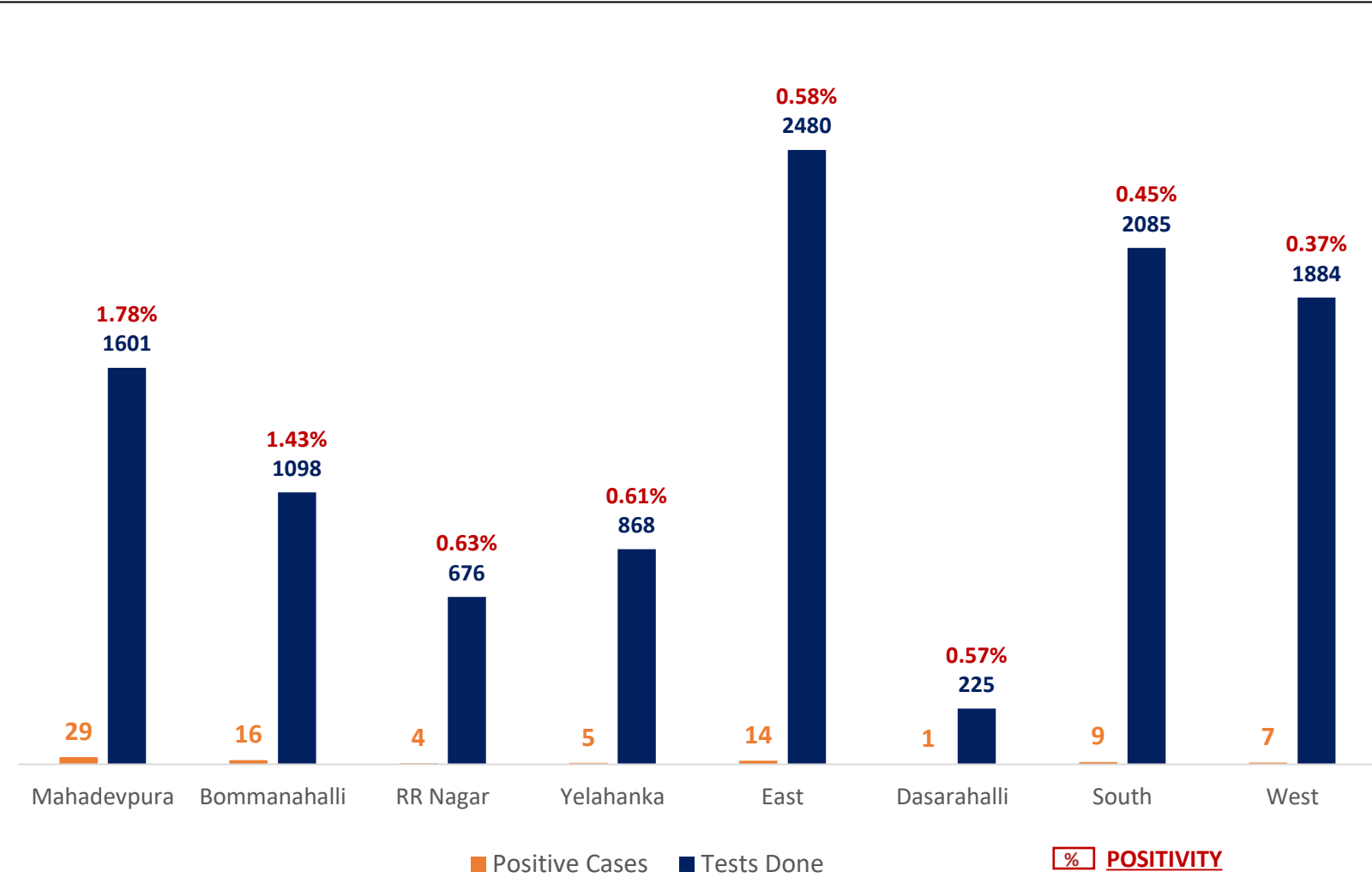


POSITIVITY RATE OF BENGALURU – LAST 21 DAYS





ZONE WISE COVID19 CASE MANAGEMENT FOR LAST 7 DAYS



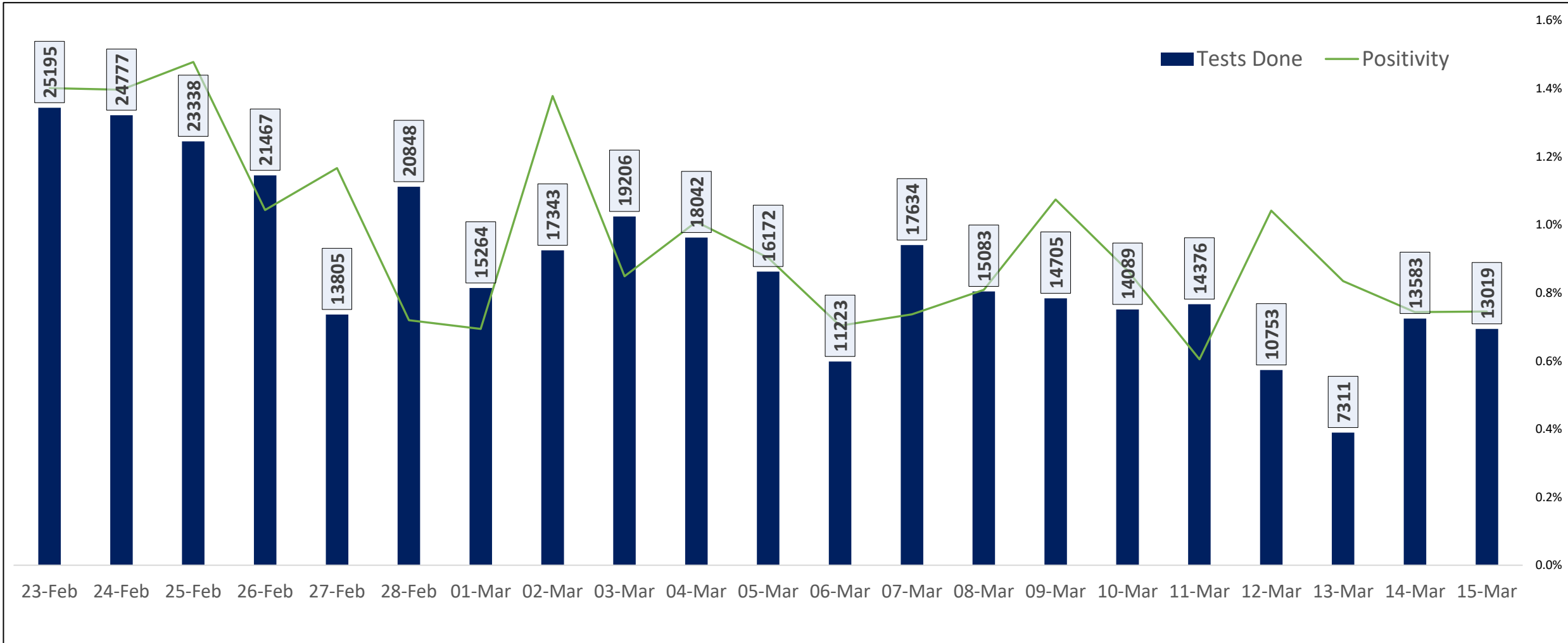
Zone Name	Hospital/CCC	Home isolation	Under Tracing
BOMMANAHALLI	4.82%	95.18%	0.00%
DASARAHALLI	0.00%	100.00%	0.00%
EAST	10.11%	89.89%	0.00%
MAHADEVAPURA	2.68%	97.32%	0.00%
RR NAGAR	6.67%	93.33%	0.00%
SOUTH	4.08%	95.92%	0.00%
WEST	10.53%	89.47%	0.00%
YELAHANKA	7.69%	92.31%	0.00%



TESTING TRENDS IN BENGALURU

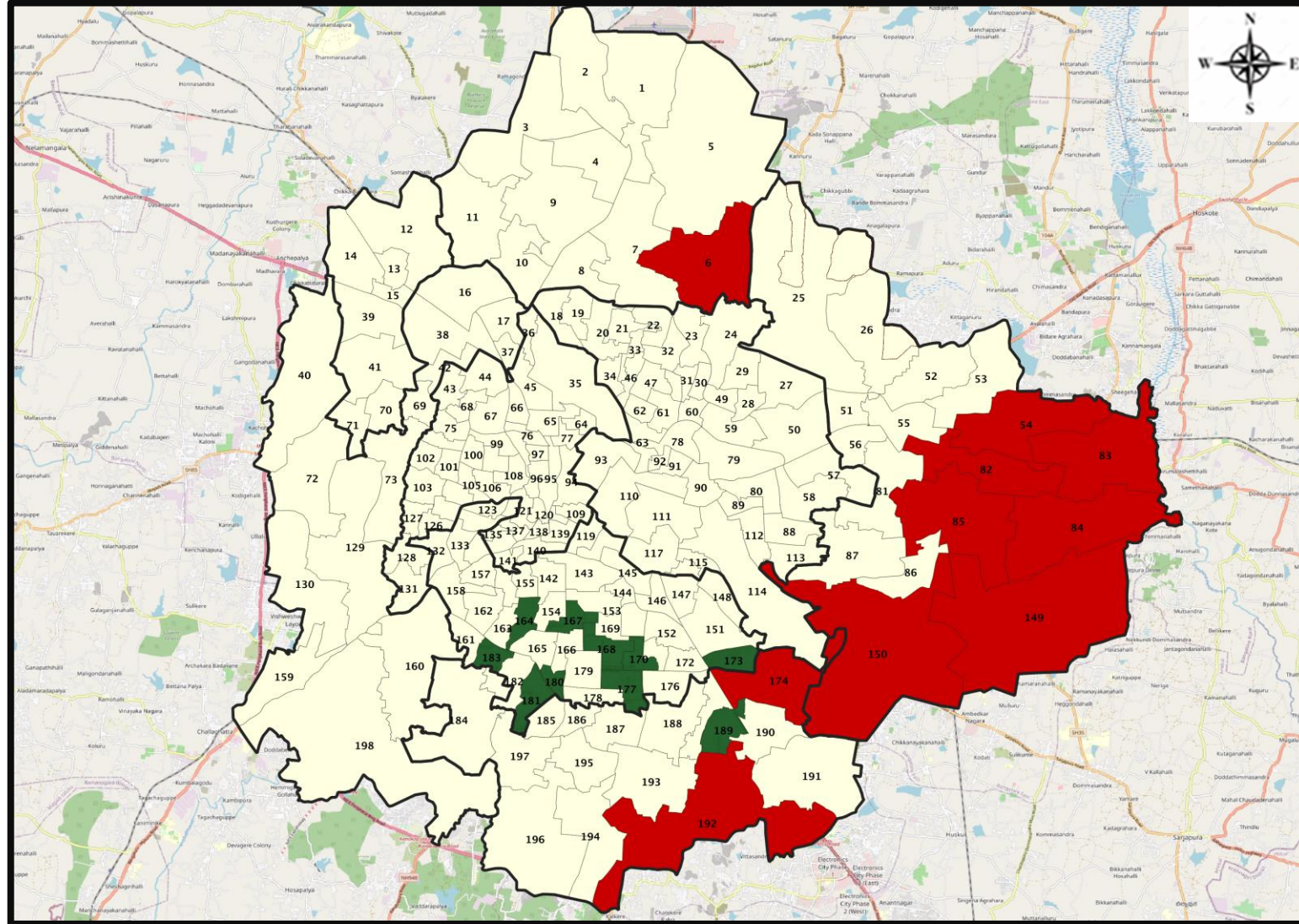


Total Test Conducted Till Date	Test Conducted Last 24 hours	Last 7 Days Average
2,94,86,005	13,019	12,548





BENGALURU URBAN MAP SHOWING TREND OF POSITIVE CASES IN LAST 7 DAYS



Top 10 wards reporting highest number of positive cases in last 7 days

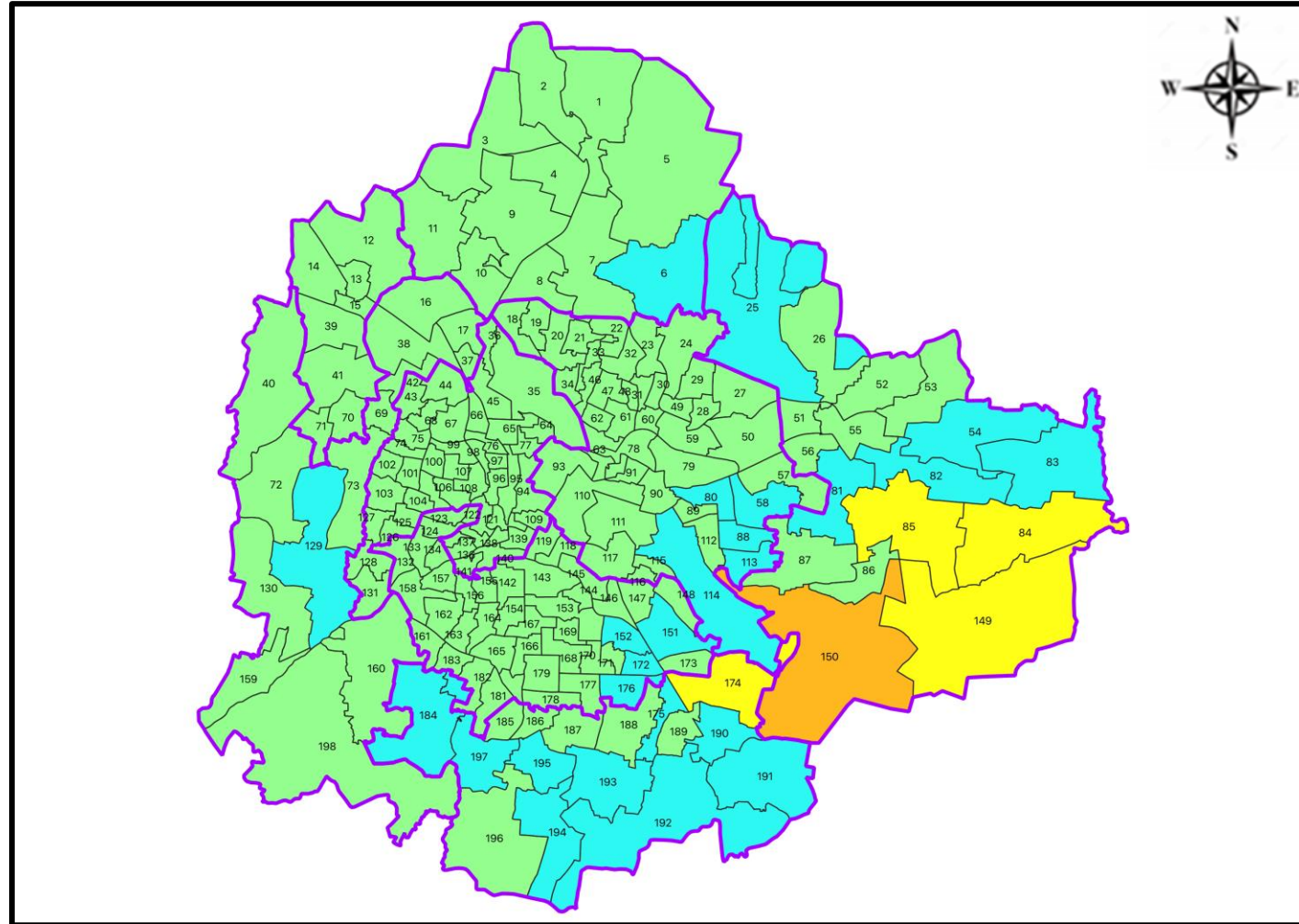
Ward No.	Ward Name	Daily Cases Average
150	Bellanduru	6
85	Dodda Nekkundi	4
84	Hagadur	4
174	HSR Layout	4
149	Varthuru	3
192	Begur	2
54	Hudi	2
82	Garudachar Palya	2
83	Kadugodi	2
6	Thanisandra	1







Top 10 wards reporting least number of positive cases in last 7 days

Ward No.	Ward Name	Daily Cases Average
189	Hongasandra	0
183	Chikkalsandra	0
181	Kumaraswamy Layout	0
180	Banashankari Temple Ward	0
177	J P Nagar	0
173	Jakkasandra	0
170	Jayanagar East	0
168	Pattabhiram Nagar	0
167	Yediyur	0
164	Vidyapeeta Ward	0



BENGALURU MAP SHOWING INTENSITY OF POSITIVE CASES IN LAST 7 DAYS



-  **Level 1 : 0 to 5 Cases**
-  **Level 2 : 5 to 15 Cases**
-  **Level 3 : 15 to 30 Cases**
-  **Level 4 : 30 to 50 Cases**
-  **Level 5 : More than 50 Cases**
-  **Zone Boundaries**

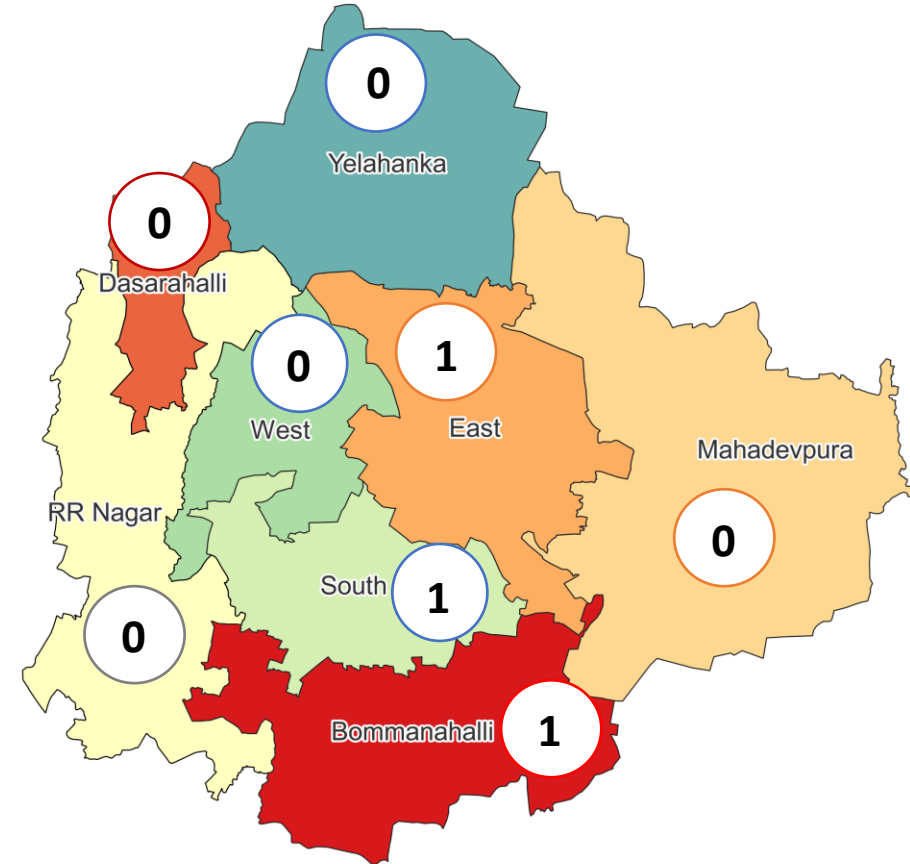


CONTAINMENT ZONE DETAILS



Zone Name	TOTAL CZs	Less Than 5 Cases	5 To 14 Cases	More Than 14 Cases
BOMMANAHALLI	1 (-)	1 (-)	0 (-)	0 (-)
DASARAHALLI	0 (-)	0 (-)	0 (-)	0 (-)
EAST	1 (-)	0 (-)	1 (-)	0 (-)
MAHADEVPURA	0 (-)	0 (-)	0 (-)	0 (-)
RR NAGAR	0 (-)	0 (-)	0 (-)	0 (-)
SOUTH	1 (-)	1 (-)	0 (-)	0 (-)
WEST	0 (-)	0 (-)	0 (-)	0 (-)
YELAHANKHA	0 (-)	0 (-)	0 (-)	0 (-)
TOTAL	3 (-)	2 (-)	1 (-)	0 (-)

Total Active Containment Zones



Types of Containment

Zone Name	Apartments	Individual House	Hostels/Quarters	Others	Schools/Colleges
BOMMANAHALLI	1 (-)	0 (-)	0 (-)	0 (-)	0 (-)
DASARAHALLI	0 (-)	0 (-)	0 (-)	0 (-)	0 (-)
EAST	0 (-)	1 (-)	0 (-)	0 (-)	0 (-)
MAHADEVPURA	0 (-)	0 (-)	0 (-)	0 (-)	0 (-)
RR NAGAR	0 (-)	0 (-)	0 (-)	0 (-)	0 (-)
SOUTH	1 (-)	0 (-)	0 (-)	0 (-)	0 (-)
WEST	0 (-)	0 (-)	0 (-)	0 (-)	0 (-)
YELAHANKHA	0 (-)	0 (-)	0 (-)	0 (-)	0 (-)
TOTAL	2 (-)	1 (-)	0 (-)	0 (-)	0 (-)

▲▼ : Shows increase and decrease in numbers as compared to previous day



GOVT. QUOTA COVID BED STATUS AS ON 16.03.2022



SR. NO.	Facility Type	No. of Hospital	Total Allocated Beds for C+ Patients					Occupied Beds for C+ Patients					Net Available Beds for C+ Patients				
			Gen Beds	HDU	ICU Beds	ICU-V	Total	Gen Beds	HDU	ICU Beds	ICU-V	Total	Gen Beds	HDU	ICU Beds	ICU-V	Total
1	Government Medical Colleges	4	120	255	33	27	435	0	1	0	1	2	120	254	33	26	433
2	Government Hospitals	18	637	292	74	95	1,098	1	2	0	0	3	636	290	74	95	1,095
3	Private Medical Colleges	12	178	200	66	35	479	0	0	3	0	3	178	200	63	35	476
4	Private Hospitals	32	181	61	49	42	333	1	0	1	5	7	180	61	48	37	326
5	Covid Care Centre	1	50					1					49				
Total Beds		67	1,166	808	222	199	2,395	3	3	4	6	16	1,163	805	218	193	2,379

* Status as on 16.03.2022 – 05:30 PM



ACTIVE PATIENTS ADMITTED UNDER GOVT. QUOTA



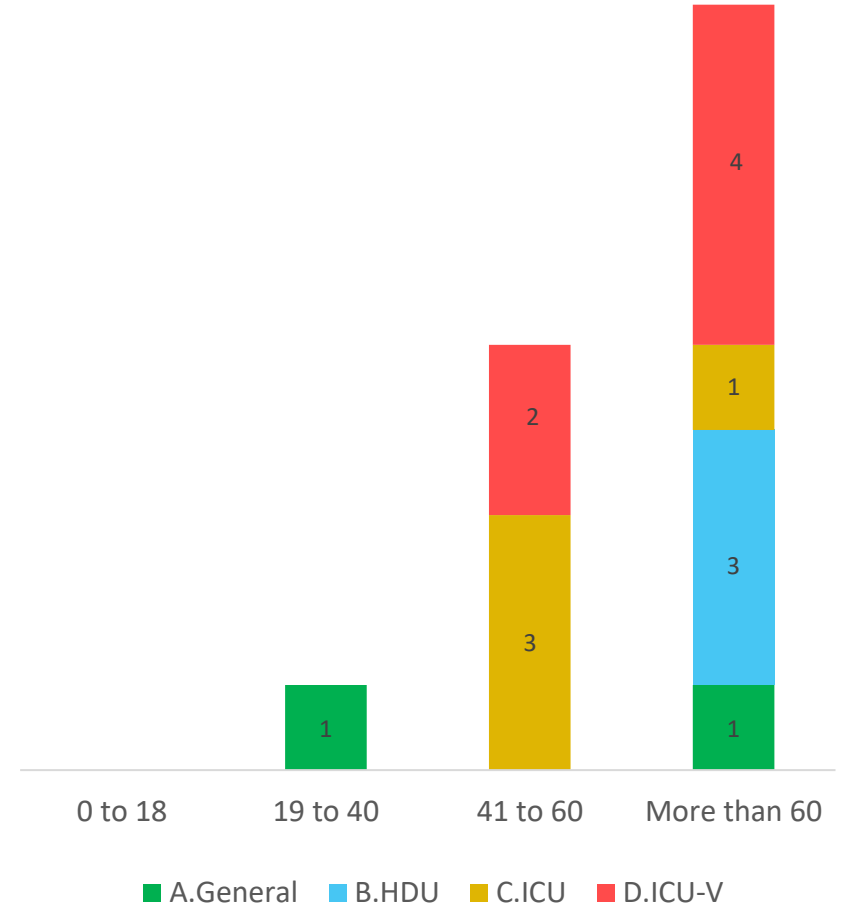
Admission By Bed Type And Number Of Days From Date Of Admission

Days in Hospital	General	HDU	ICU	ICU-V	Total
0 to 7 Days		1		1	2
8 to 14 Days					0
15 to 21 Days				1	1
Beyond 21 days	2	2	4	4	12
TOTAL	2	3	4	6	15

* Only Government Quota Admissions through CHBMS considered

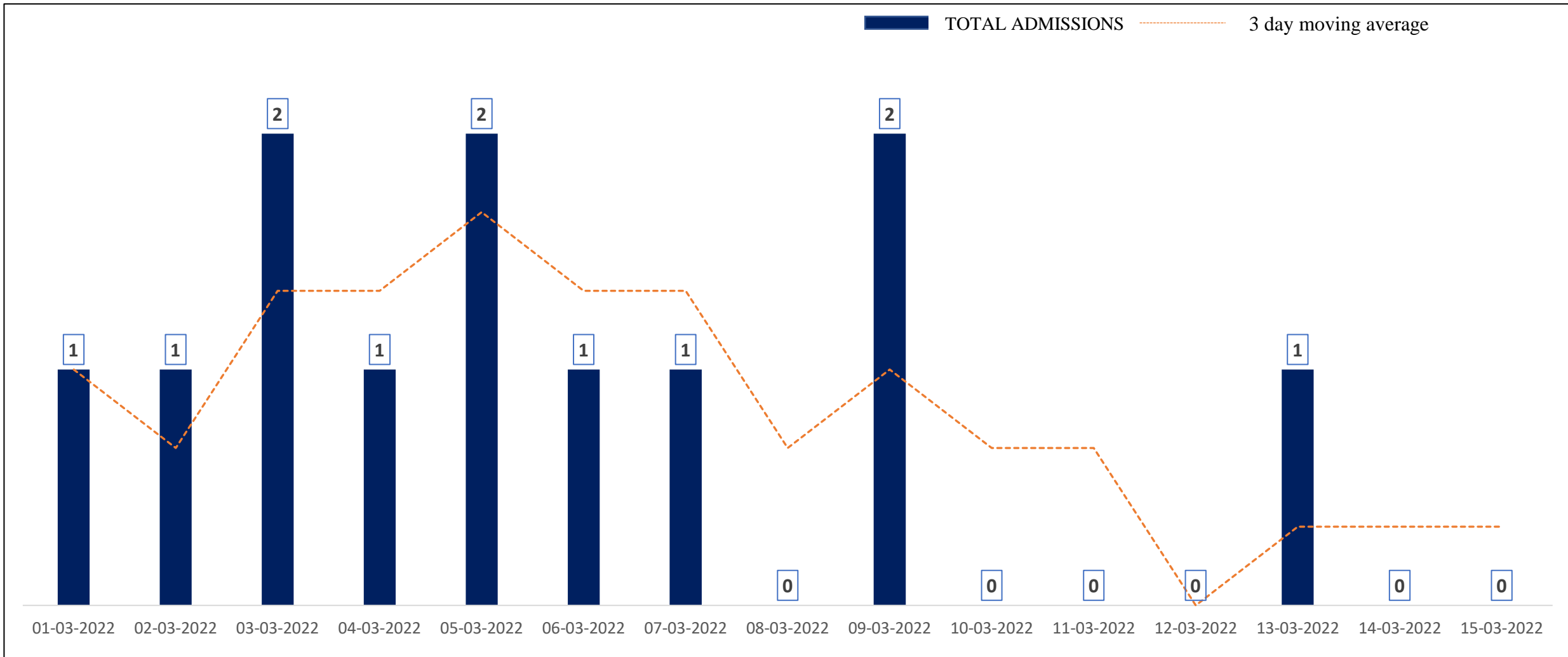
* Status as on 16.03.2022 – 05:00 PM

Age Group Distribution Of Active Hospital Admission





HOSPITAL ADMISSIONS LAST 15 DAYS TREND



* Only Government Quota Admissions through CHBMS considered

* Only Fresh Admissions considered

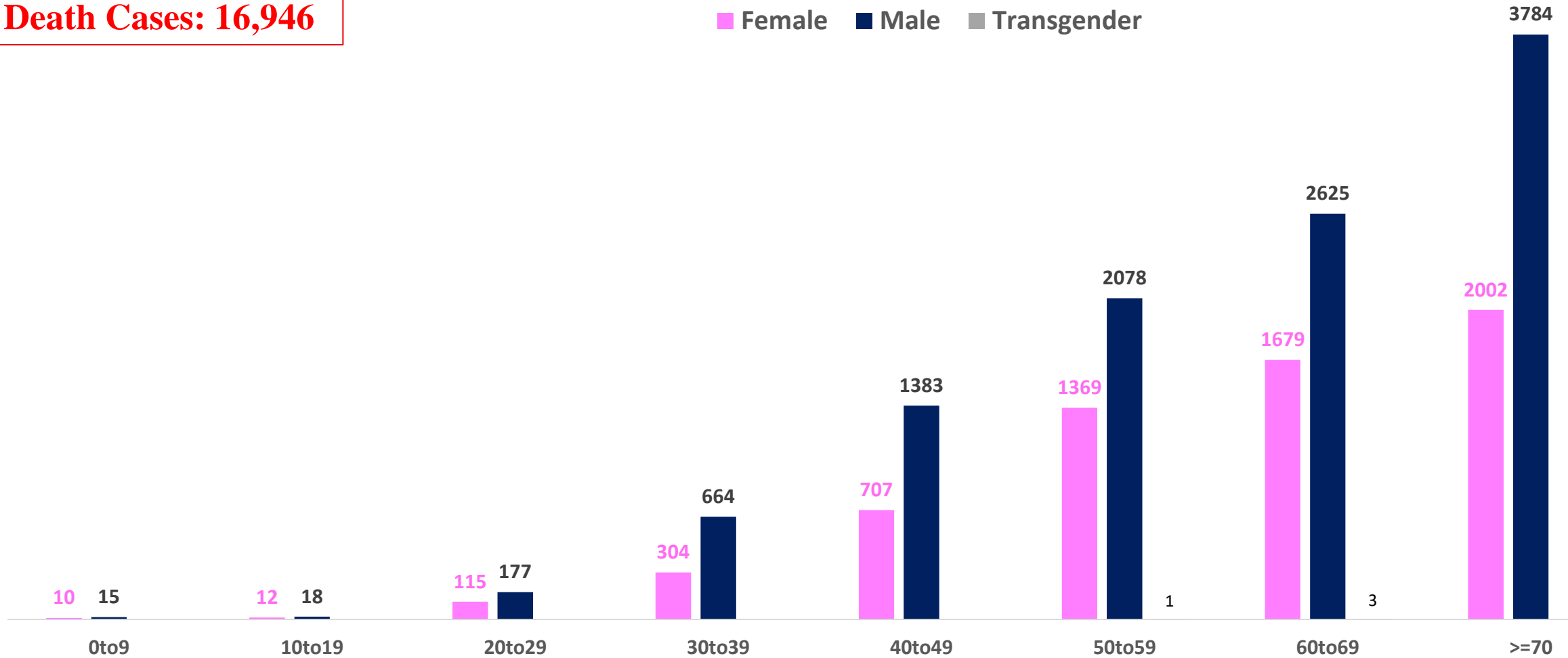


AGE AND GENDER WISE DISTRIBUTION OF DEATH CASES



Death Cases: 16,946

Female Male Transgender





VACCINATION COVERAGE AS ON 15.03.2022

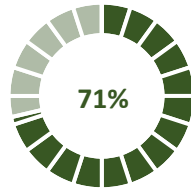
Total Doses Administered

1,81,62,299

▲ 12,869

Total 15-18 years Population : 4.42 Lakhs

1ST DOSE

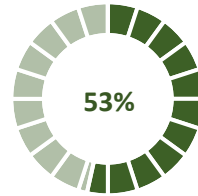


315,858

Doses administered

▲ 309

2ND DOSE



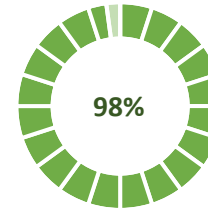
236,849

Doses administered

▲ 2,658

Total adult Population : 91.7 Lakhs

1ST DOSE

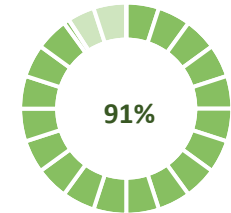


8,972,605

Doses administered

▲ 603

2ND DOSE



8,331,314

Doses administered

▲ 8,026

Priority Group*

* the numbers represent doses administered only

Health Care Workers

414,215

Doses administered

▲ 125

Frontline Workers

751,573

Doses administered

▲ 42

45 – 59 Years Coverage

Dose 1

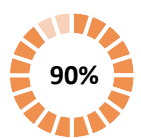


1,690,641

Doses administered

▲ 74

Dose 2



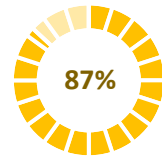
1,598,281

Doses administered

▲ 1,236

18 - 44 Years Coverage

Dose 1

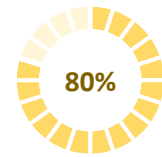


5,712,953

Doses administered

▲ 488

Dose 2



5,238,330

Doses administered

▲ 5,827

60 + Years Coverage

Dose 1



977,087

Doses administered

▲ 36

Dose 2



920,839

Doses administered

▲ 801

PRECAUTION DOSE



305,673

Doses administered

▲ 1,273

PRECAUTION DOSES ADMINISTERED

Health Care Workers

59,446

Booster Doses administered

▲ 257

Front Line Workers

44,977

Booster Doses administered

▲ 123

60 + Years Coverage

201,250

Booster Doses administered

▲ 893



COVID-19 SCENARIO IN BENGALURU AND OTHER METROPOLITIAN CITIES



CITY NAME	Positive Cases	Active Cases	Recovered	Deceased	Vaccine Doses Administered
New Delhi	18,63,201	657	18,36,401	26,143	3,18,45,599
Bengaluru*	17,80,595	1,738	17,61,911	16,946	2,09,05,105
Mumbai	10,56,419	324	10,36,540	16,692	2,03,60,497
Chennai	7,50,789	327	7,41,394	9,068	1,00,71,712
Kolkata	4,47,192	272	4,41,264	5,656	96,47,548

Source : <https://dashboard.cowin.gov.in/> at 5:35pm (16.03.2022)
Source : <https://www.covid19bharta.in/> at 5:35pm (16.03.2022)

*includes BBMP & Bengaluru Urban



SNAPSHOT OF COVID-19 CASES IN BENGALURU URBAN



**Total Wards With
<=5 Cases* :
162**

**Tests Conducted
On 15.03.2022:
13,019**

**Recovery
Rate:
98.95%**

**Total
Active Cases :
1,738**

**Total Vaccinated on
15.03.2022:
12,869**



**Positivity
Rate* :
0.84%**

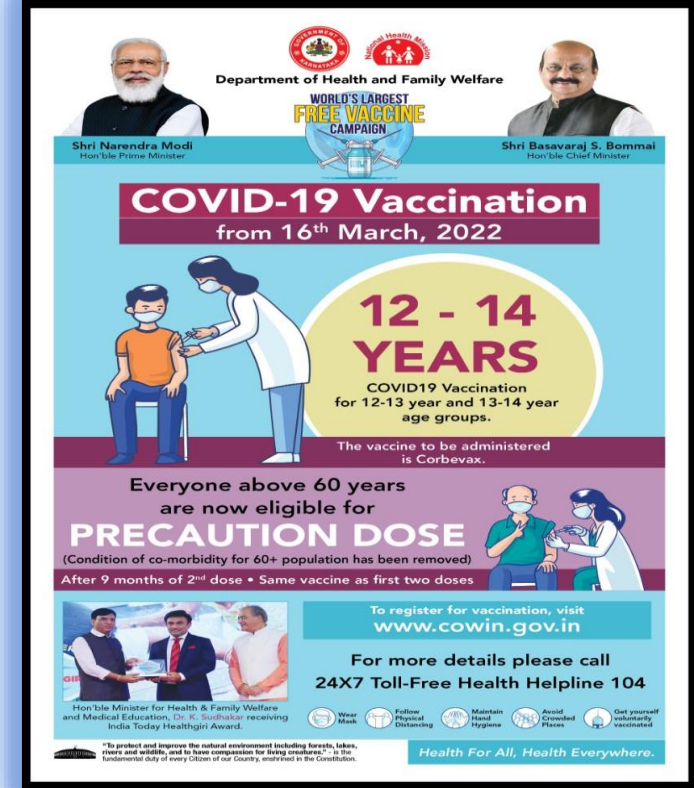
**Active
Rate:
0.10%**

**Case
Fatality Rate* :
1.08%**

*Total positive cases In the past 7 days

*CFR and positivity is for Past 7 days

Download BBMP Bulletin	https://apps.bbmpgov.in/covid19/mediabulletin.php
For BBMPCovid19 Bed Status:	https://apps.bbmpgov.in/covid19/en/Bedstatus.php
To register for vaccination :	https://selfregistration.cowin.gov.in/
BBMP COVID19 Dashboard:	https://apps.bbmpgov.in/covid19/
Follow us on:	 www.facebook.com/bbmp.comm1/
	 twitter.com/BBMPCOMM



Department of Health and Family Welfare
WORLD'S LARGEST FREE VACCINE CAMPAIGN

Shri Narendra Modi
Hon'ble Prime Minister

Shri Basavaraj S. Bommai
Hon'ble Chief Minister

COVID-19 Vaccination
from 16th March, 2022

12 - 14 YEARS
COVID19 Vaccination for 12-13 year and 13-14 year age groups.

The vaccine to be administered is Corbevax.

Everyone above 60 years are now eligible for **PRECAUTION DOSE**
(Condition of co-morbidity for 60+ population has been removed)
After 9 months of 2nd dose • Same vaccine as first two doses

To register for vaccination, visit www.cowin.gov.in

For more details please call 24X7 Toll-Free Health Helpline 104

Hon'ble Minister for Health & Family Welfare and Medical Education, Dr. K. Sudhakar receiving India Today Healthgiri Award.

Wear Mask, Follow Physical Distancing, Maintain Hand Hygiene, Avoid Crowded Places, Get yourself voluntarily vaccinated.

*To protect and improve the natural environment including forests, lakes, rivers and wildlife, and to have compassion for living creatures, is the fundamental duty of every Citizen of our Country, enshrined in the Constitution.

Health For All, Health Everywhere.

Issued by:

Honorable Chief Commissioner, BBMP
Special Commissioner Health & IT, BBMP
MD, Bengaluru Smart City Limited

THANK YOU !

